

Light is OSRAM

OSRAM

Our Brand

e:cue

Pixel Range Extender

e:cue Interfaces

Lighting applications are heterogenous by nature. e:cue interfaces serve to integrate many networks, protocols and third party products into e:cue solutions. They also aid in applying special control functions for fixtures, they integrate analog or mechanical signaling into the digital world and offer bridging functions. e:cue interfaces are the links to bring together the many techniques and technologies of lighting control.



e:cue Pixel Range Extender

The Pixel Range Extender is a distance enlarger for one output of a SYMPL pixel Node. It is designed for bridging long distances between a SYMPL pixel Node controller and a LED fixture with asynchronous protocol. Simply add the Pixel Range Extender in front of your fixture and you can cover distances of up to 300 m* to the controlling Node. The Pixel Range Extender is powered back from the connected fixture. It is easily mounted with two slotted holes on walls or on any stable surface.

Highlights

- Extends distance between controller and fixture up to 300 m*
- Supports single-wire, asynchronous pixel protocols
- Very compact design; ideal for installation in constricted environments (cove, ceilings, ...)
- Removable plugs for convenient wiring
- Output connector enables cleaner installation as a distribution terminal
- Powered back from connected fixture possible
- Easy wiring by daisy chain powering (power In/Out, max 10 mA)
- Flexible mounting on stable surfaces
- Incorrect wiring protection

Delivery scope

- 2 x e:cue Pixel Range Extender
- Welcome note

Identcode

AM394020035

Accessorie for

- e:cue SYMPL pixel Node
- e:cue SYMPL+ pixel Node

AM390290035

AM390300035

General specifications

Product number	AM394020035
Dimensions (W x H x D)	51.3 x 53.1 x 20 mm (incl. plug connectors)
Weight	20 g / 0.04 lb

Power supply input	Pass back power from fixture terminal (e.g. from Pixel Strip): 5 ... 24 V DC cross cable section: 0.2 - 3.3 sqmm
Power feedthrough	10 A max.
Power consumption	0.3 W (@ 24 V)
Operating temperature	-30 ... 50 °C / -22 ... 122 °F
Storage temperature	-40 ... 70 °C / -40 ... 158 °F
Operating / storage humidity	0 ... 80% RH, non-condensing
Protection class	IP20
Installation	Indoor installation only; intra building connections only; restricted to commercial, industrial, or business environment (FCC Class A)
Electrical safety class	SELV
Housing	General purpose ABS, UL 94-HB
Mounting	With slotted holes on any stable surface
Certificates	CE, ETL, RoHS, FCC, UKCA
Number of units	2

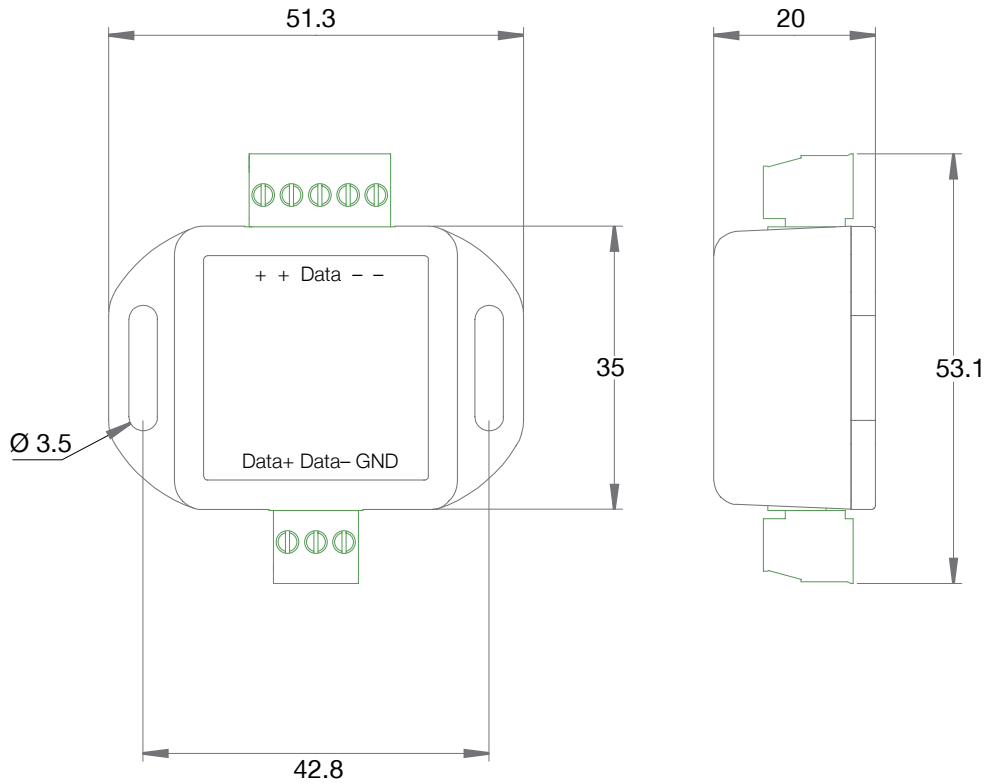
Interface specifications

Output connector	1 x serial addressable LED pixel output and power supply (5-pin terminal plug) cross cable section: 0.2 - 3.3 sqmm
Output wiring	Cable length between Pixel Range Extender and fixture up to 3 m
Input connector	1 x output of SYMPL pixel Node (3-pin terminal plug) cross cable section: 0.2 - 3.3 sqmm
Input wiring	Cable length between SYMPL pixel Node and Pixel Range Extender up to 300 m* (Cat 5e recommended)
User interfaces	LEDs for activity, device power
*) depending on installation setup, cable quality, and fixture type	

Pixel Range Extender

Dimensions

All measures in mm

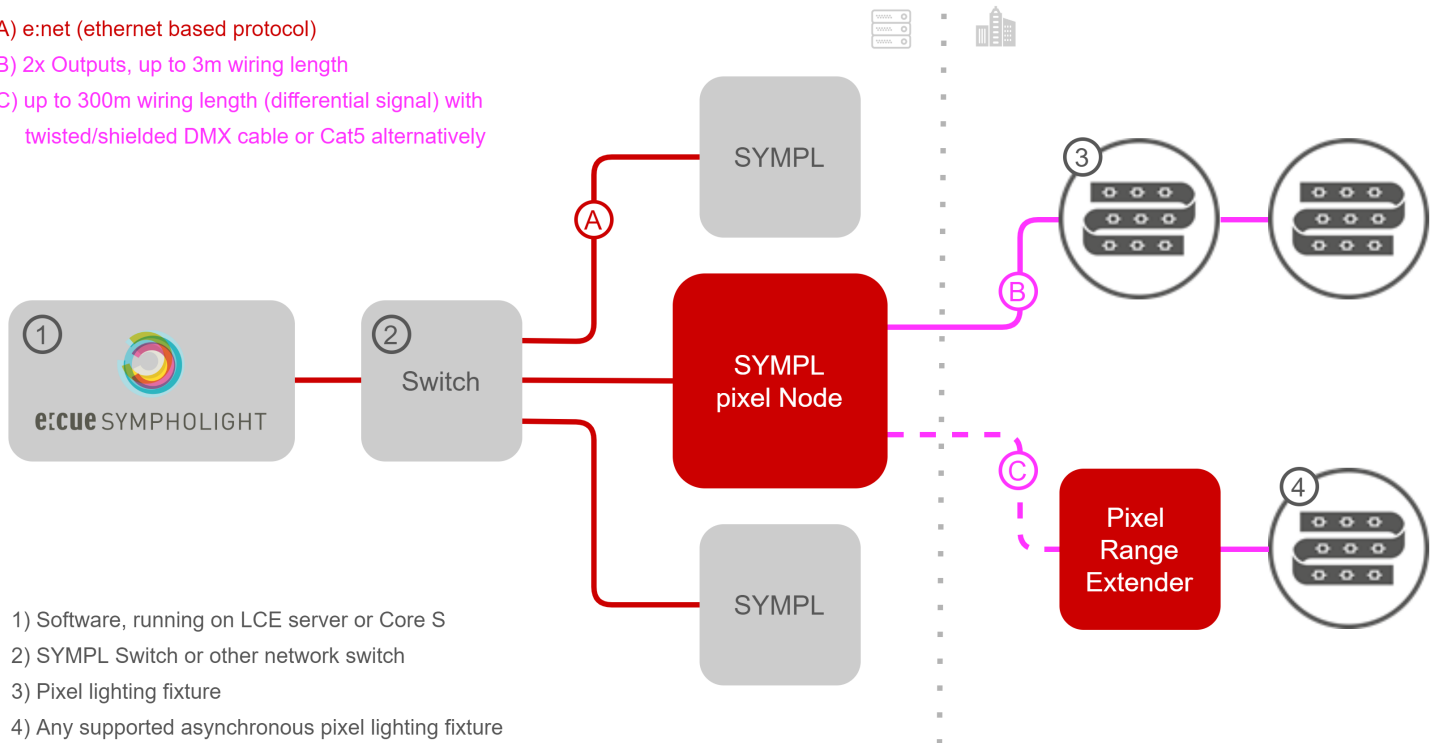


System scheme

A) e:net (ethernet based protocol)

B) 2x Outputs, up to 3m wiring length

C) up to 300m wiring length (differential signal) with twisted/shielded DMX cable or Cat5 alternatively



1) Software, running on LCE server or Core S

2) SYMPL Switch or other network switch

3) Pixel lighting fixture

4) Any supported asynchronous pixel lighting fixture

Pixel Range Extender

Wiring diagrams

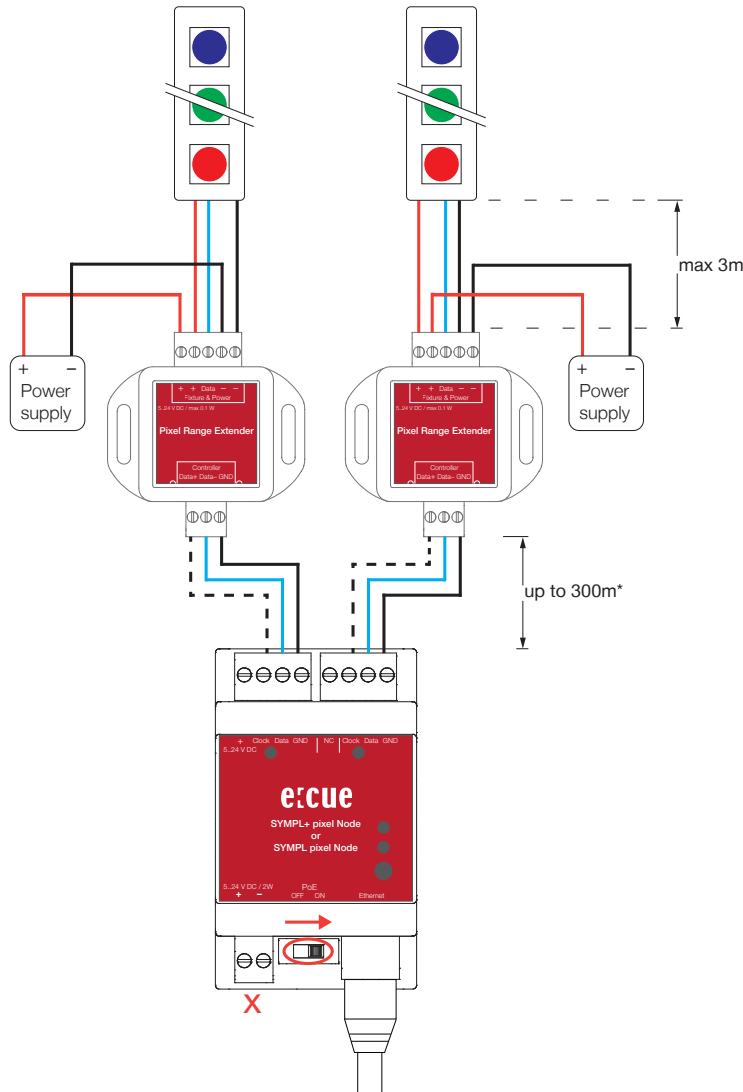
Legende

	Vcc
	Clock
	Data
	Ground

Recommended wiring:

PSU between Pixel Range Extender and fixture: Each fixture has a separate PSU. The PSU for the fixture also supplies the fixture's Pixel Range Extender with power via separate wires to the Pixel Range Extender (+ and - pins, 5 .. 24 V DC, all 5 pins in use).

The Node is supplied via PoE with power. Have PoE switched ON.



Certifications



Conforms to ANSI/UL Std. 62368-1
 Certified to CSA Std. C22.2 NO. 62368-1