


## LED COMFO® Track Light Datasheet



LED COMFO® Track Light series is a completely integrated LED luminaire and ideal for commercial display accent lighting applications. The luminaire provides good color consistency and glare control using chip-on-board (COB) LED chips integrated with deeply recessed cover design. Dual circuits track connection offers compatibility to existing tracks, and the flexible power and beam angle options allow LED COMFO® Track Light to fit in different applications.

### Benefits

Flexible product options

- 15° / 24° / 40° beam angle options
- 9W / 15W / 25W / 40W power options
- Surface and track mounting options

Convenience

- Dual-circuit track connection compatible with most of the tracks in market
- 90° vertical adjustable, 355° horizontal adjustable

Quality Light

- Best-in-class COB platform provides stable quality light
- Deeply recessed cover design to offer good glare control
- Combined optics design to offer even brightness

Rigidity

- Extrusion aluminium body offers strong structure

### Applications

- Merchandise displays
- Commercial buildings
- Retail stores
- Shopping malls
- Lobbies and corridors

# LED COMFO® Track Light

## Technical Data

### Optical Specifications

		9W (Surface mounting)	9W (Track mounting)	15W (Track mounting)	25W (Track mounting)	40W (Track mounting)
Luminous Flux	3000K	552 lm	552 lm	1131 lm	1496 lm	3012 lm
	4000K	590 lm	590 lm	1210 lm	1600 lm	3208 lm
	5700K	628 lm	628 lm	1289 lm	1704 lm	3416 lm
Efficacy	3000K	61 lm/W	61 lm/W	75 lm/W	60 lm/W	75 lm/W
	4000K	66 lm/W	66 lm/W	81 lm/W	64 lm/W	80 lm/W
	5700K	70 lm/W	70 lm/W	86 lm/W	68 lm/W	85 lm/W
CCT		3000K, 4000K, 5700K				
CRI		80				
SDCM	3000K, 4000K	3				
Beam Angle		15°, 24°, 40°				

### Electrical and Mechanical Specifications

Input Voltage	220-240V AC 50/60Hz					
Power Consumption		9W	9W	15W	25W	40W
Power Factor		0.45	0.45	0.42	0.95	0.95
Surge Protection		Line-to-line 0.5KV	Line-to-line 0.5KV	Line-to-line 0.5KV	Line-to-line 1KV	Line-to-line 1KV
Dimensions	Length	92mm	94mm	127mm	206mm	206mm
	Width	52mm	50mm	60mm	71mm	91mm
	Height	107mm	120mm	143mm	156mm	175mm
Weight		0.19kg	0.19kg	0.36kg	0.63kg	0.78kg
Cover Lens		PC reflector Aluminium plating	PC reflector Aluminium plating	Lens	Lens	Lens PC Reflector Aluminium plating
Housing		Extrusion aluminium housing, white				

### System Specifications

Power	AC line				
Driver Type	9W Built-in driver	9W Built-in driver	15W Built-in driver	OSRAM OT FIT 30/220-240/700 CS	OSRAM OT FIT 40/220-240/1A0 CS
Dimmable	ON/OFF only				
Installation	Surface mounting	Track mounting	Track mounting	Track mounting	Track mounting
Operating Temperature	-20°C to +40°C				
Storage Temperature	-30°C to +80°C				
Environment	Indoor (IP20)				
Lumen Maintenance	L70 @25°C - 25,000hrs				
Safety Approval	Electrical Protection Class II, CB, CCC, RoHS				

Due to the special conditions of manufacturing process of LED, the typical data of technical parameters can only reflect statistical figures and do not necessarily correspond to the actual parameters of each single product which could differ from typical data.

Exceeding maximum ratings for operation voltage will cause hazardous overload and will likely destroy the LED module.

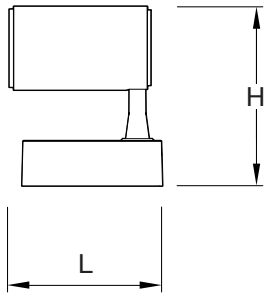
Exceeding maximum ratings for operation and storage temperature will reduce expected life time or destroy the LED module.

12/16 V1.1 · Specifications are subject to change without notice. Errors and omission excepted, always make sure to use the most recent release.

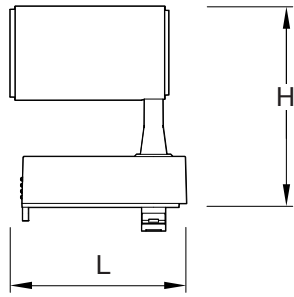
# LED COMFO® Track Light

## Dimensions

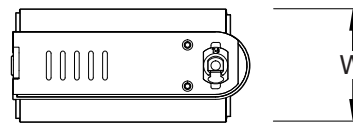
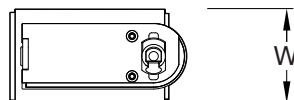
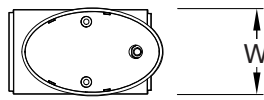
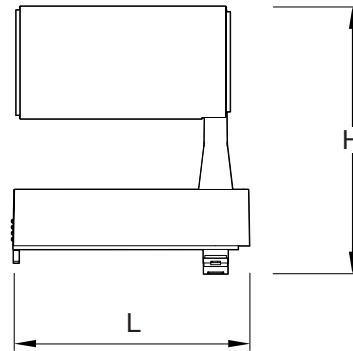
9W, Surface



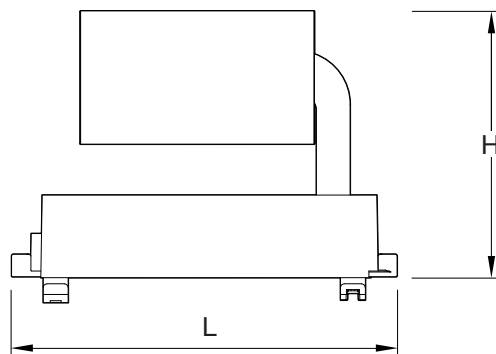
9W, Track



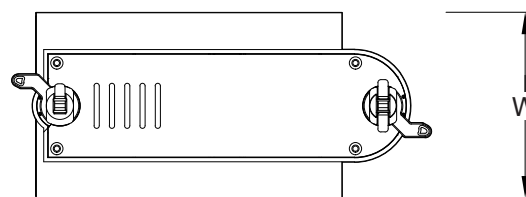
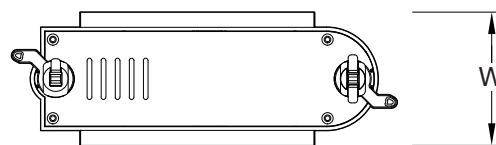
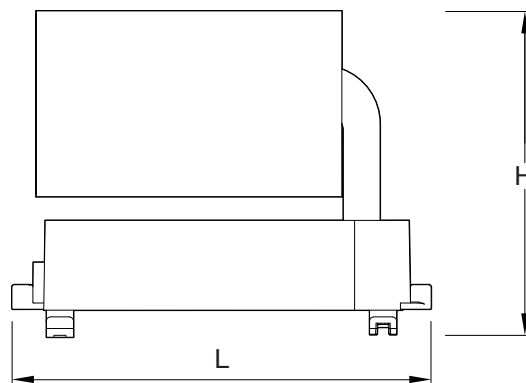
15W, Track



25W, Track



40W, Track

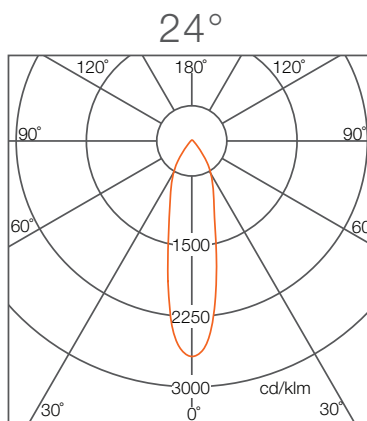
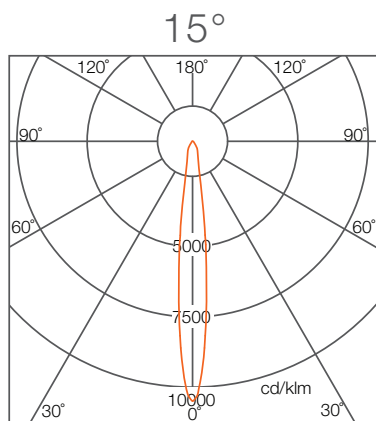


### Dimensions

	9W (Surface mounting)	9W (Track mounting)	15W (Track mounting)	25W (Track mounting)	40W (Track mounting)
<b>L</b>	92mm	94mm	127mm	206mm	206mm
<b>W</b>	52mm	50mm	60mm	71mm	91mm
<b>H</b>	107mm	120mm	143mm	156mm	175mm

# LED COMFO® Track Light

## Photometrics Light Distribution Curve



### Illuminance at a distance

	Center Beam Lux/klm	Beam Width
0.5m	41473	0.11m
1m	10368	0.21m
1.5m	4608	0.32m
2m	2592	0.42m
2.5m	1659	0.53m
3m	1152	0.63m

For feet multiply by 3.28

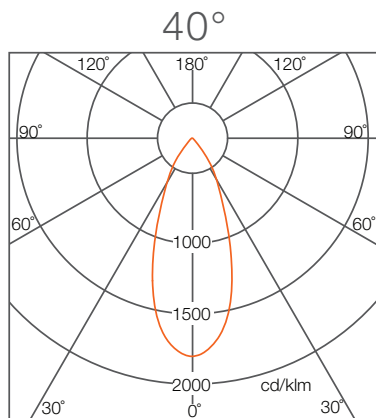
● Spread: 12°  
For fc divide by 10.7

	Center Beam Lux/klm	Beam Width
0.5m	10524	0.23m
1m	2631	0.45m
1.5m	1169	0.68m
2m	658	0.91m
2.5m	421	1.14m
3m	292	1.36m

For feet multiply by 3.28

● Spread: 25.6°  
For fc divide by 10.7

## Light Distribution Curve



### Illuminance at a distance

	Center Beam Lux/klm	Beam Width
0.5m	7234	0.36m
1m	1809	0.73m
1.5m	804	1.09m
2m	452	1.46m
2.5m	289	1.82m
3m	201	2.18m

For feet multiply by 3.28

● Spread: 40°  
For fc divide by 10.7

Due to the manufacturing processes of LED, the polar candela distribution and distance luminaries only reflect statistical figures and do not necessarily correspond to the actual parameters of individual product that may differ from the typical values.

12/16 V1.1 · Specifications are subject to change without notice. Errors and omission excepted, always make sure to use the most recent release.

# LED COMFO® Track Light

## Ordering Codes

### Fixture (Track Light, Surface Mounting)

Short Text	Power	CCT	Beam Angle	Material	EAN10	EAN40
LED COMFO TR SF MT 9W 830 15D 48X1 OSRAM	9W	3000K	15°	AM037090055	4052899480599	4052899480605
LED COMFO TR SF MT 9W 840 15D 48X1 OSRAM	9W	4000K	15°	AM037100055	4052899480612	4052899480629
LED COMFO TR SF MT 9W 857 15D 48X1 OSRAM	9W	5700K	15°	AM037110055	4052899480636	4052899480643
LED COMFO TR SF MT 9W 830 24D 48X1 OSRAM	9W	3000K	24°	AM037120055	4052899480650	4052899480667
LED COMFO TR SF MT 9W 840 24D 48X1 OSRAM	9W	4000K	24°	AM037130055	4052899480674	4052899480681
LED COMFO TR SF MT 9W 857 24D 48X1 OSRAM	9W	5700K	24°	AM037140055	4052899480698	4052899480704
LED COMFO TR SF MT 9W 830 40D 48X1 OSRAM	9W	3000K	40°	AM037150055	4052899480711	4052899480728
LED COMFO TR SF MT 9W 840 40D 48X1 OSRAM	9W	4000K	40°	AM037160055	4052899480735	4052899480742
LED COMFO TR SF MT 9W 857 40D 48X1 OSRAM	9W	5700K	40°	AM037170055	4052899480759	4052899480766

### Fixture (Track Light, Track Mounting)

Short Text	Power	CCT	Beam Angle	Material	EAN10	EAN40
LED COMFO TR 9W 830 15D 48X1 OSRAM	9W	3000K	15°	AM037180055	4052899480773	4052899480780
LED COMFO TR 9W 840 15D 48X1 OSRAM	9W	4000K	15°	AM037190055	4052899480797	4052899480803
LED COMFO TR 9W 857 15D 48X1 OSRAM	9W	5700K	15°	AM037200055	4052899480810	4052899480827
LED COMFO TR 9W 830 24D 48X1 OSRAM	9W	3000K	24°	AM037210055	4052899480834	4052899480841
LED COMFO TR 9W 840 24D 48X1 OSRAM	9W	4000K	24°	AM037220055	4052899480858	4052899480865
LED COMFO TR 9W 857 24D 48X1 OSRAM	9W	5700K	24°	AM037230055	4052899480872	4052899480889
LED COMFO TR 9W 830 40D 48X1 OSRAM	9W	3000K	40°	AM037240055	4052899480896	4052899480902
LED COMFO TR 9W 840 40D 48X1 OSRAM	9W	4000K	40°	AM037250055	4052899480919	4052899480926
LED COMFO TR 9W 857 40D 48X1 OSRAM	9W	5700K	40°	AM037260055	4052899480933	4052899480940
LED COMFO TR 15W 830 15D 24X1 OSRAM	15W	3000K	15°	AM037270055	4052899480971	4052899480988
LED COMFO TR 15W 840 15D 24X1 OSRAM	15W	4000K	15°	AM037280055	4052899480995	4052899481008
LED COMFO TR 15W 857 15D 24X1 OSRAM	15W	5700K	15°	AM037290055	4052899481015	4052899481022
LED COMFO TR 15W 830 24D 24X1 OSRAM	15W	3000K	24°	AM037300055	4052899481039	4052899481046
LED COMFO TR 15W 840 24D 24X1 OSRAM	15W	4000K	24°	AM037310055	4052899481053	4052899481060
LED COMFO TR 15W 857 24D 24X1 OSRAM	15W	5700K	24°	AM037320055	4052899481077	4052899481084
LED COMFO TR 15W 830 40D 24X1 OSRAM	15W	3000K	40°	AM037330055	4052899481091	4052899481107
LED COMFO TR 15W 840 40D 24X1 OSRAM	15W	4000K	40°	AM037340055	4052899480186	4052899480193
LED COMFO TR 15W 857 40D 24X1 OSRAM	15W	5700K	40°	AM037350055	4052899480209	4052899480216
LED COMFO TR 25W 830 15D 12X1 OSRAM	25W	3000K	15°	AM037360055	4052899480223	4052899480230
LED COMFO TR 25W 840 15D 12X1 OSRAM	25W	4000K	15°	AM037370055	4052899480247	4052899480254
LED COMFO TR 25W 857 15D 12X1 OSRAM	25W	5700K	15°	AM037380055	4052899480261	4052899480278
LED COMFO TR 25W 830 24D 12X1 OSRAM	25W	3000K	24°	AM037390055	4052899480285	4052899480292
LED COMFO TR 25W 840 24D 12X1 OSRAM	25W	4000K	24°	AM037400055	4052899480308	4052899480315
LED COMFO TR 25W 857 24D 12X1 OSRAM	25W	5700K	24°	AM037410055	4052899480322	4052899480339
LED COMFO TR 25W 830 40D 12X1 OSRAM	25W	3000K	40°	AM037420055	4052899480346	4052899480353
LED COMFO TR 25W 840 40D 12X1 OSRAM	25W	4000K	40°	AM037430055	4052899480360	4052899480377
LED COMFO TR 25W 857 40D 12X1 OSRAM	25W	5700K	40°	AM037440055	4052899480384	4052899480391

# LED COMFO® Track Light

## Ordering Codes

### Fixture (Track Light, Track Mounting)

Short Text	Power	CCT	Beam Angle	Material	EAN10	EAN40
LED COMFO TR 40W 830 15D 12X1 OSRAM	40W	3000K	15°	AM037450055	4052899480407	4052899480414
LED COMFO TR 40W 840 15D 12X1 OSRAM	40W	4000K	15°	AM037460055	4052899480421	4052899480438
LED COMFO TR 40W 857 15D 12X1 OSRAM	40W	5700K	15°	AM037470055	4052899480445	4052899480452
LED COMFO TR 40W 830 24D 12X1 OSRAM	40W	3000K	24°	AM037480055	4052899480469	4052899480476
LED COMFO TR 40W 840 24D 12X1 OSRAM	40W	4000K	24°	AM037490055	4052899480483	4052899480490
LED COMFO TR 40W 857 24D 12X1 OSRAM	40W	5700K	24°	AM037500055	4052899480513	4052899480520
LED COMFO TR 40W 830 40D 12X1 OSRAM	40W	3000K	40°	AM037510055	4052899480537	4052899480544
LED COMFO TR 40W 840 40D 12X1 OSRAM	40W	4000K	40°	AM037520055	4052899480551	4052899480568
LED COMFO TR 40W 857 40D 12X1 OSRAM	40W	5700K	40°	AM037530055	4052899480575	4052899480582

### Accessories

Short Text	Material	EAN40
TRACK BLACK CIRCUITS-2 L1000 VS20 OSRAM	AM037540055	4052899482180
TRACK BLACK CIRCUITS-2 L1500 VS20 OSRAM	AM037550055	4052899482203
TRACK BLACK CIRCUITS-2 L2000 VS20 OSRAM	AM037560055	4052899482227
TRACK WHITE CIRCUITS-2 L1000 VS20 OSRAM	AM037570055	4052899482272
TRACK WHITE CIRCUITS-2 L1500 VS20 OSRAM	AM037580055	4052899482302
TRACK WHITE CIRCUITS-2 L2000 VS20 OSRAM	AM037590055	4052899482326
TRACK CONNECTOR BK TYPE I VS100 OSRAM	AM048750055	4052899489271
TRACK CONNECTOR BK TYPE L VS50 OSRAM	AM048760055	4052899489288
TRACK CONNECTOR BK TYPE CROSS VS25 OSRAM	AM048770055	4052899489301
TRACK CONNECTOR BK TYPE T VS50 OSRAM	AM049230055	4052899489295
TRACK CONNECTOR WT TYPE I VS100 OSRAM	AM048780055	4052899489318
TRACK CONNECTOR WT TYPE L VS50 OSRAM	AM048790055	4052899489325
TRACK CONNECTOR WT TYPE CROSS VS25 OSRAM	AM048800055	4052899489349
TRACK CONNECTOR WT TYPE T VS50 OSRAM	AM049240055	4052899489332