



**Product Highlights:**

- Flexible product options: 4 wattage ranges, narrow and wide beam angles
- IP65, IK08 rated
- Eye safety according to IEC
- High system efficacy of 130 lm/W
- Long lifetime up to 50,000 hours

# Light is efficiency


## ROBLITZ® Highbay SE

High efficient, reliable and durable LED highbay.

Light is OSRAM

**OSRAM**

## ROBLITZ® Highbay SE



ROBLITZ® Highbay SE series is a highly efficient and reliable LED highbay with high system efficacy up to 130 lm/W. Thanks to the cutting-edge LED technology, ROBLITZ® Highbay SE offers flexible options in optics, powers, control, accessories, and mounting methods. It is the ideal choice for any new or retrofit installations providing safe, appropriate and secure lighting experience in any industrial application.

### Applications

- Workshops, assembly lines
- Storages, logistics
- Industrial and commercial halls
- Public areas (airports, stations, stadiums)
- Auxiliary rooms, car parks

### Advantages & Benefits

#### Flexible options

- Four wattage ranges
- Narrow and wide beam angles
- Color temperature from 4000K to 5700K

#### Robust and reliable

- Nichia middle power LED
- 50,000 hours lifetime
- IP65, IK08 rated

#### Safe and efficient

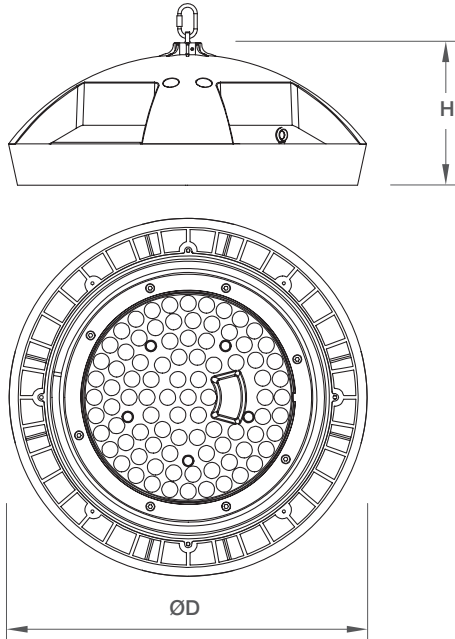
- Backup hook reserved for safety chain/cable
- Eye safety according to IEC
- CRI80 for better color representation
- High system efficacy of 130 lm/W
- DALI dimming version available on request

#### Versatile application

- Multiple mounting methods
- Sockets reserved for accessories
- Compact and easy installation

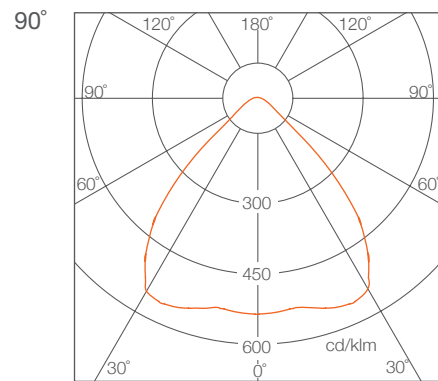
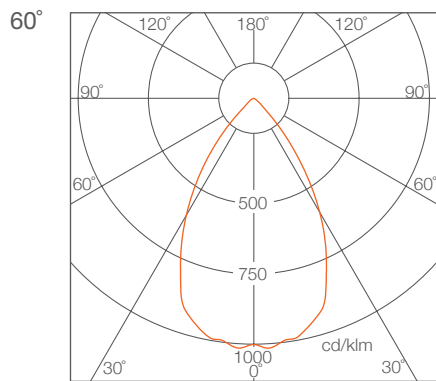
# ROBLITZ® Highbay SE

## Dimensions








	ØD	H
<b>85W</b>	299mm	138mm
<b>115W</b>	299mm	138mm
<b>160W</b>	399mm	159mm
<b>220W</b>	399mm	159mm

## Photometrics



## ROBLITZ® Highbay SE

Product Reference	Ordering Code (EAN40)		V	W	Hz	K	lm				
ROBLITZ HB SE S B840MB VS1 OSRAM	4052899469921	Neutral white	220~240	85	50 / 60	4000	11000	60°	299	138	1
ROBLITZ HB SE S B840WB VS1 OSRAM	4052899469938	Neutral white	220~240	85	50 / 60	4000	11000	90°	299	138	1
ROBLITZ HB SE S B857MB VS1 OSRAM	4052899469945	Cold white	220~240	85	50 / 60	5700	11000	60°	299	138	1
ROBLITZ HB SE S B857WB VS1 OSRAM	4052899469952	Cold white	220~240	85	50 / 60	5700	11000	90°	299	138	1
ROBLITZ HB SE S D840MB VS1 OSRAM	4052899469969	Neutral white	220~240	115	50 / 60	4000	15000	60°	299	138	1
ROBLITZ HB SE S D840WB VS1 OSRAM	4052899469976	Neutral white	220~240	115	50 / 60	4000	15000	90°	299	138	1
ROBLITZ HB SE S D857MB VS1 OSRAM	4052899469983	Cold white	220~240	115	50 / 60	5700	15000	60°	299	138	1
ROBLITZ HB SE S D857WB VS1 OSRAM	4052899469990	Cold white	220~240	115	50 / 60	5700	15000	90°	299	138	1
ROBLITZ HB SE L B840MB VS1 OSRAM	4052899470002	Neutral white	220~240	160	50 / 60	4000	20000	60°	399	159	1
ROBLITZ HB SE L B840WB VS1 OSRAM	4052899470019	Neutral white	220~240	160	50 / 60	4000	20000	90°	399	159	1
ROBLITZ HB SE L B857MB VS1 OSRAM	4052899470026	Cold white	220~240	160	50 / 60	5700	20000	60°	399	159	1
ROBLITZ HB SE L B857WB VS1 OSRAM	4052899470033	Cold white	220~240	160	50 / 60	5700	20000	90°	399	159	1
ROBLITZ HB SE L D840MB VS1 OSRAM	4052899470040	Neutral white	220~240	220	50 / 60	4000	28600	60°	399	159	1
ROBLITZ HB SE L D840WB VS1 OSRAM	4052899470057	Neutral white	220~240	220	50 / 60	4000	28600	90°	399	159	1
ROBLITZ HB SE L D857MB VS1 OSRAM	4052899470064	Cold white	220~240	220	50 / 60	5700	28600	60°	399	159	1
ROBLITZ HB SE L D857WB VS1 OSRAM	4052899470071	Cold white	220~240	220	50 / 60	5700	28600	90°	399	159	1

Technical data subject to variation and change without notice.

